



The student creates a new account by clicking on the link: "If you are not registered, click here to register."

studyinjordan.jo/isaapp/ISALoginEN.aspx

AR

Unified admission request for international students to enroll in Jordanian universities
for the academic year (2025-2026) for the First semester

sign in

Email

Password

Please Enter the code shown in the image:

6026

Please Enter The Above code

Login

[Forgot password ?](#)

If you are not registered ? [Register here](#)

[Mechanism for submitting an application for admission for international students...](#)



[Click here](#)



The student fills in the required information.

studyingjordan.jo/taapp/ISASuRegistrationEn.aspx

STUDY IN JORDAN



AR

Unified admission request for international students to enroll in Jordanian universities
for the academic year (2025-2026) for the First semester

Register a new user

Choose nationality

Saudi

The student's name

mohammad zyeed mohammad rashed

Choose gender

Male

Date of birth

5/31/2000

Email

jjj988631@gmail.com

How did you hear about us ?

How did you hear about us ?

Please Enter the code shown in the image:

9806

Please Enter The Above code



A message is sent to the email address entered by the student.

studyinjordan.jo/isaapp/ISASTuRegistrationEn.aspx

STUDY IN JORDAN

Unified admission request for international students to enroll in Jordanian universities
for the academic year (2025-2026) for the First semester

Register a new user

Choose nationality Saudi

The student's name mohammad zyeed mohammad rashed

Male

5/31/2000

Email jjj988631@gmail.com

How did you hear about us ? Advertising Websites

Please Enter the code shown in the image:
6531
9806

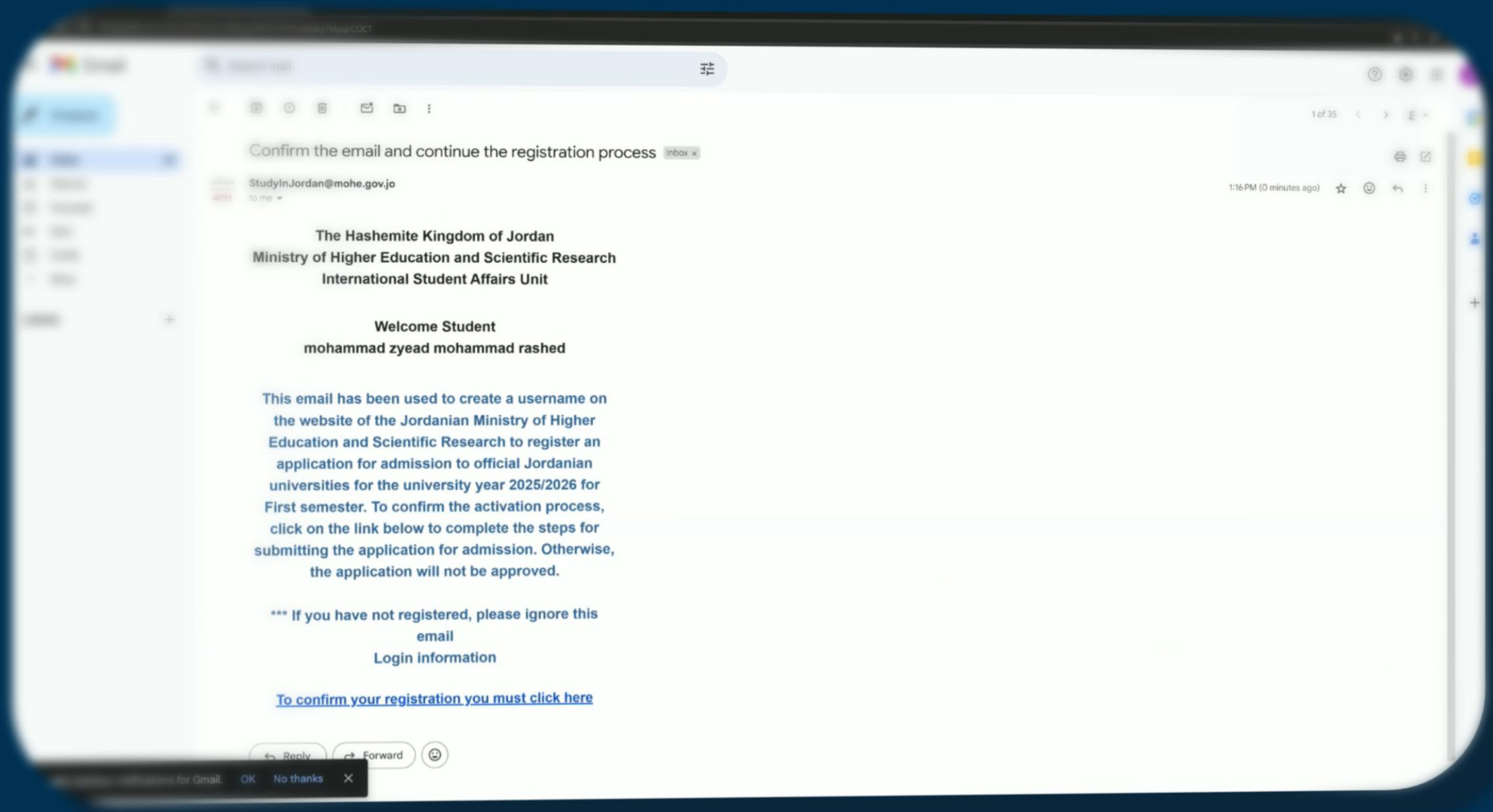
An email has been sent to your email to verify the authenticity of the email

Approved

An email has been sent to your email to verify the authenticity of the email



The student goes back to the inbox in the email and clicks on "Confirm Registration."



When clicking on the link, the student is redirected to the following page to complete the login process. The student enters the password they have chosen and repeats it twice. The password must be at least eight characters long and contain at least one English letter.



studyjordan.jo/SAApp/saconfirmregen.aspx?x1=NcWcczABCCdx/+0cn8fV/z+Sbx+ZZVtg2P5g8f2fysayIEEeuEul+58dDE01Rly4h44M+

STUDY IN JORDAN

Minimum password length is 8 characters. Only English letters, numbers, and symbols are allowed. Must contain at least one letter

Unified admission request for international students to enroll in Jordanian universities
for the academic year (2025-2026) for the First semester

Complete the login procedures

You must enter your password so you can continue the registration process

Reference number 202510140002

student's name mohammad zyeed mohammad rashed

*Email jjj988631@gmail.com

* Confirm password

Register new user

All rights reserved © 2025: Ministry of Higher Education | Unified Admission Coordination Unit



After that, the student is redirected to the login page. They enter their email address and the password they have chosen, enter the displayed numbers, and click on the "Login" icon.


studyinjordan.jo/ISAApp/ISALoginEn.aspx

Unified admission request for international students to enroll in Jordanian universities
for the academic year (2025-2026) for the First semester

sign in

Email

Minimum password length is 8 characters. Only English letters, numbers, and symbols are allowed. Must contain at least one letter

Please Enter the code shown in the image:


Please Enter The Above code

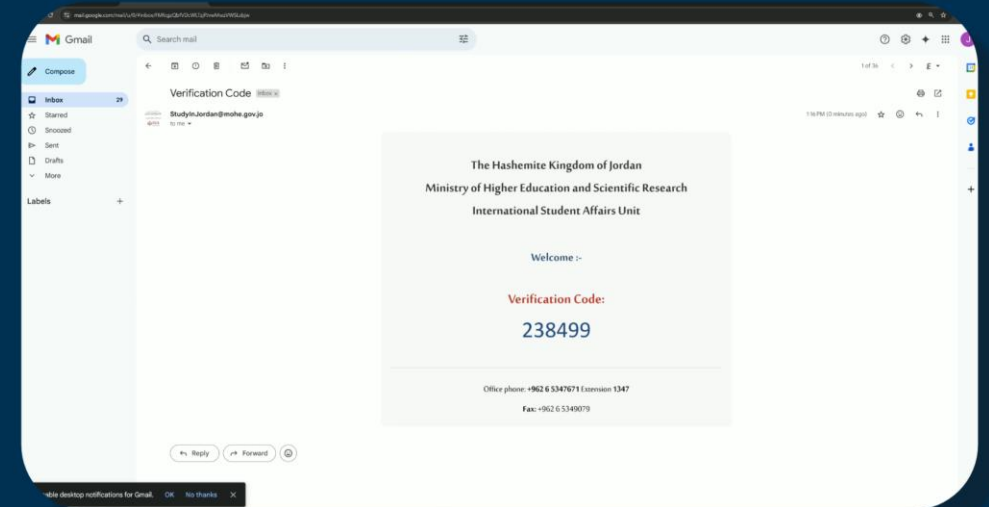
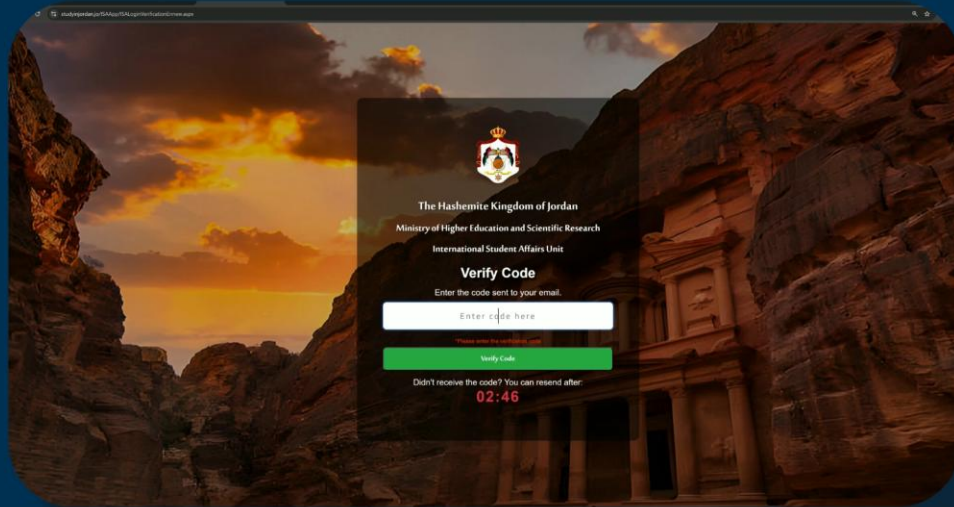
Login

[Forgot password ?](#)

If you are not registered ? [Register here](#)

Mechanism for submitting an application for admission for international students...
[Click here](#)

An email containing a verification code will be sent. If the student wishes to access the application again, a new verification code will be sent to their email.






After that, the student is redirected to the personal information page. The student enters the required information: phone number, passport number, passport expiry date, and country of residence. Then, they upload the passport and click the "Save" button.

studyingjordan.jo/ISAApp/Student/StudentAppEn.aspx

Student personal information



Student Personal information

The student's name in English according to the passport

mohammad zyeed mohammad rashed

Email

jjj988631@gmail.com

Nationality

Saudi

Passport number

h123456

Country of Residence

Saudi Arabia

International phone number

Ex .. 00966 XXX XXX XXXX

Date of birth

31/05/2000

Do you hold Jordanian nationality:

☐ Yes ☒ No

Passport expiry date


06/05/2025

Upload copy of passport


Select file ac:lab A3.pdf

Save


View Document




Student personal information



Additional documents



Student information and options report



Exit



The student is then redirected to the academic information page.
On this page, the student selects the degree they wish to pursue, the type of admission, and the funding source.
Then, they enter their high school information, the year of graduation, and upload a copy of the high school certificate.

studyinJordan.jo/ISAApp/Student/StudentAcademicInfoEn.aspx

Student academic information

The academic degree you wish to apply for

Bachelor

Type of admission required

Initial acceptance

***If the student needs a preliminary acceptance letter from the university to obtain approvals from his country to study in the Hashemite Kingdom of Jordan**

Spending entity

Choose

Choose

private expense

scholarship

Secondary school informations

Secondary school

Branch

Average

Year of obtaining the certificate

Ex .. 2024

The place where the certificate was obtained

Choose

Upload copy of high school certificate

Select file |

Upload

Save

* To learn about the documents required according to the nationality of the secondary school: [Click here](#)

View Document

	Document symbol	Document name	Document Type	View document
1	passport			View

Additional documents

Student information and options report

Exit

The student is then redirected to the student options page.
If the student wishes to pursue a higher diploma, master's, or doctoral degree,
they enter the information for all previous degrees related to the degree
they wish to study and upload the documents in the same manner as before.



studyinjordan.jo/saapp/Student/StudentDocumentsEn.aspx

The Hashemite Kingdom of Jordan
Ministry of Higher Education
And Scientific Research
International Student Affairs Unit

Unified admission application for international students to enroll in public universities
For the academic year 2025-2026 for First semester

Welcome | mohammad Online

Upload Documents

Document name: Grades reveal in the bachelor's degree

Choose document: Select file |

Action: Upload document

*The document was uploaded successfully

Document symbol	Document name	Document type	View document
12	Grades reveal in the bachelor's degree		View

Student personal information

Student academic information

Student Choices

Electronic payment


Additional documents

Student information and options report

Exit




On this page, the student selects the university and the major they wish to study. They can enter up to ten options, edit them multiple times, and save them until they click the "Submit Application" button.




The Hashemite kingdom of Jordan
Ministry of higher Education
And Scientific Research
International Student Affairs Unit

Unified admission application for international students to enroll in public universities
For the academic year 2025-2026 for First semester

Welcome | mohammad
Online 

Student choices



Name

mohammad zyead mohammad rashed

Reference number






202510140002

Current degree

Secondary School certificate

The next degree

Bachelor

	No University	Major	
1	Jordan University of Science and Technology \ Gov	Doctor of Medicine	  
2	Yarmouk University \ Governmental	Choose	 

Dear student:
Please note that your application will not be sent to the university until you approve your options and pay the prescribed fees.
If the request is approved, you will not be able to change your options.

***Note:** Private universities that are not included in the list above are accepted through their websites.

Save choices

 Student personal information

 Student academic information

 +

Student Choices

 +

Additional documents



Student information and options report



Exit



When the list of available universities and colleges appears, the student will see the ten public universities along with some private universities and colleges.

They can choose from this list,

and if they wish to apply to a private university not mentioned in the list, they must visit the official website of the respective university.

The screenshot displays a web application for students. At the top, a dark blue header contains the Hashemite Kingdom of Jordan logo, the Ministry of Higher Education and Scientific Research International Student Affairs Unit, and a welcome message for 'mohammad' who is 'Online'. The main content area is divided into two sections. The left section features a dropdown menu with a list of universities and colleges, including 'The University Of Jordan \ Governmental', 'The University Of Jordan-Aqaba \ Governmental', 'Yarmouk University \ Governmental', 'Mutah University \ Governmental', 'Jordan University of Science and Technology \ Governmental', 'Hashemite University \ Governmental', 'Al Albayt University \ Governmental', 'Al-Balqa Applied University \ Governmental', 'Al-Balqa Applied University / Faculty Of Rahma College \ Governmental', 'Al-Balqa Applied University / Faculty Of Amman College \ Governmental', 'Al-Balqa Applied University / Faculty Of Alia College \ Governmental', 'Al-Balqa Applied University / Faculty Of Engineering Technonology \ Governmental', 'Al-Balqa Applied University / Faculty Of Zarqa College \ Governmental', 'Al-Balqa Applied University / Faculty Of Irbid College \ Governmental', 'Al-Balqa Applied University / Faculty Of Huson College \ Governmental', 'Al-Balqa Applied University / Faculty Of Ajloun College \ Governmental', 'Al-Balqa Applied University / Faculty Of Shoubk College \ Governmental', and 'Al-Balqa Applied University / Faculty Of Aqaba College \ Governmental'. Below this list, there is a table with columns for 'Name', 'Current', and 'No'. The table contains two rows: the first row is for 'Al-Balqa Applied University / Faculty Of Aqaba College \ Governmental' with 'No' 1, and the second row is for 'Choose' with 'No' 2. To the right of the table, there is a section for '202510140002 Bachelor' with a 'Save choices' button. The right section of the main content area contains a sidebar with navigation options: 'Student personal information', 'Student academic information', 'Student Choices', 'Additional documents', 'Student information and options report', and 'Exit'. The bottom of the page features a 'Save choices' button.

Dear student:

Please note that your application will not be sent to the university until you approve your options and pay the prescribed fees.

If the request is approved, you will not be able to change your options.

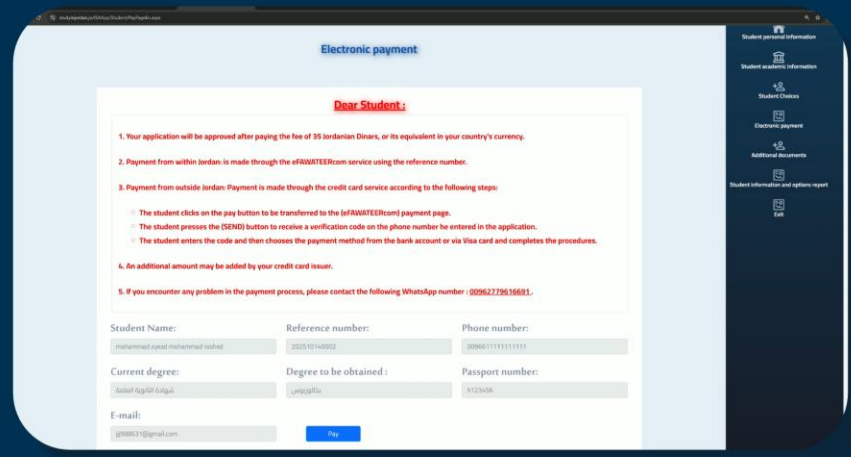
*Note: Private universities that are not included in the list above are accepted through their websites.

Save choices

After the student submits their application, they are redirected to the e-payment screen.

The student clicks the "Pay" button, which takes them to the

"e-Fawateercom" payment page. They then choose a payment method—either from a bank account or via a Visa card—and complete the payment process.



Electronic payment

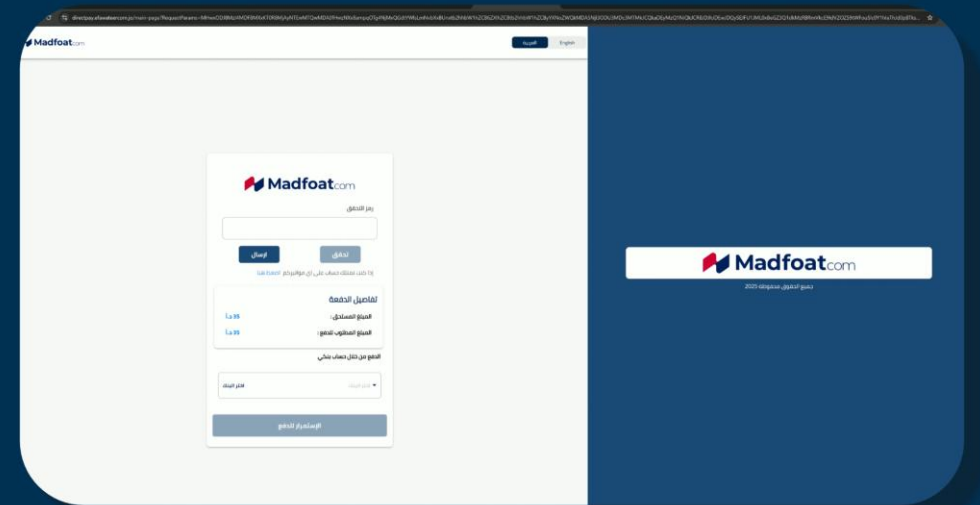
Dear Student:

1. Your application will be approved after paying the fee of 35 Jordanian Dinars, or its equivalent in your country's currency.
2. Payment from within Jordan is made through the eFawateercom service using the reference number.
3. Payment from outside Jordan: Payment is made through the credit card service according to the following steps:
 - The student clicks on the pay button to be transferred to the {eFawateercom} payment page.
 - The student presses the {SEND} button to receive a verification code on the phone number he entered in the application.
 - The student enters the code and then chooses the payment method from the bank account or via Visa card and completes the procedures.
4. An additional amount may be added by your credit card issuer.
5. If you encounter any problem in the payment process, please contact the following WhatsApp number : 00962779616691.

Student Name: Reference number: Phone number:

Current degree: Degree to be obtained : Passport number:

E-mail:



Madfoat.com

Pay now

15 minutes before the payment deadline

Payment details

Payment method:

Payment amount:

Payment date: